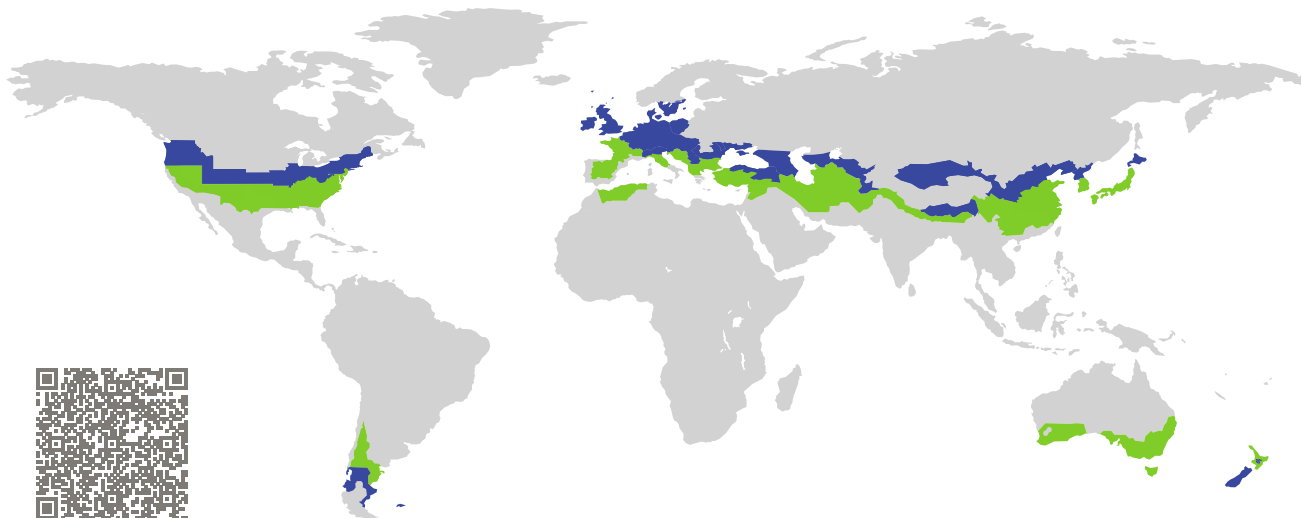


CERTIFICATE

Certified Passive House Component

Component-ID 0963cw03 valid until 31st December 2024

Passive House Institute
Dr. Wolfgang Feist
64283 Darmstadt
Germany

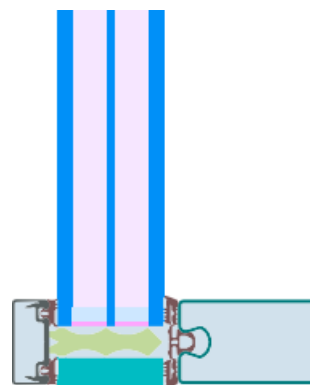


Category: **Curtain Wall**
Manufacturer: **Forster Profilsysteme AG,
Arbon,
Switzerland**
Product name: **forster thermfix® vario Hi 45 mm**

**This certificate was awarded based on the following
criteria for the cool, temperate climate zone**

Comfort $U_{CW} = 0.80 \leq 0.80 \text{ W}/(\text{m}^2 \cdot \text{K})$
 $U_{CW, \text{installed}} \leq 0.85 \text{ W}/(\text{m}^2 \cdot \text{K})$
with $U_g = 0.70 \text{ W}/(\text{m}^2 \cdot \text{K})$

Hygiene $f_{Rsi=0.25} \geq 0.70$



cool, temperate climate



**CERTIFIED
COMPONENT**

Passive House Institute

Passive House
efficiency class

phE

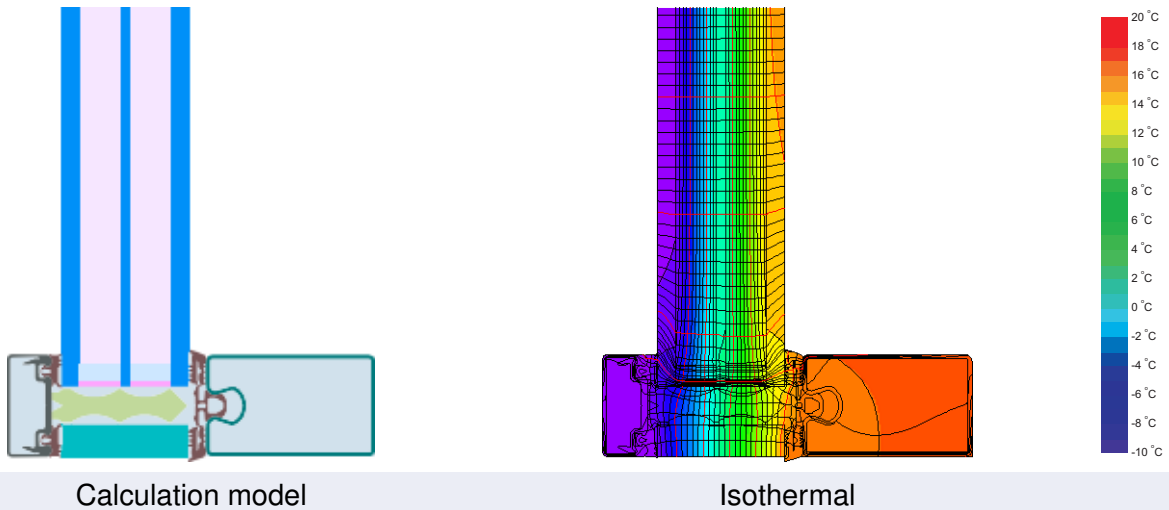
phD

phC

phB

phA

www.passivehouse.com



Description

Steel facade with exterior aluminum cladding and internal screwing duct. Glass carrier and screw-losses determined by simulation (PHI). PE-foam rebate insulation (0,038 W/(mK)). Pane thickness: 56 mm (8/18/4/18/8), rebate depth: 14 mm, spacer: SWISSPACER Ultimate. The glazing was calculated with a 3 mm secondary seal. As it is often the case that this is thicker, today the calculation is carried out with a 6 mm secondary seal. This leads to a higher glazing edge thermal bridge, which can also be estimated by way of the spacer certificates: www.passivhauskomponenten.org / glazing edge bonds. The higher rates of heat loss can be compensated for by using e. g. improved glazing.

Explanation







The element U-values were calculated for the test element size of 1.20 m × 2.50 m with $U_g = 0.70 \text{ W}/(\text{m}^2 \cdot \text{K})$. If a higher quality glazing is used, the element U-values will improve as follows:

Glazing	$U_g =$	0.70	0.64	0.58	0.52	$\text{W}/(\text{m}^2 \cdot \text{K})$
		↓	↓	↓	↓	
Element	U_{CW}	0.80	0.75	0.69	0.63	$\text{W}/(\text{m}^2 \cdot \text{K})$

Transparent building components are sorted into efficiency classes depending on the heat losses through the opaque part. The frame U-Values, frame widths, thermal bridges at the glazing edge and the glazing edge lengths are included in these heat losses. A more detailed report of the calculations performed in the context of certification is available from the manufacturer.

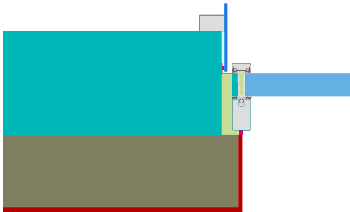
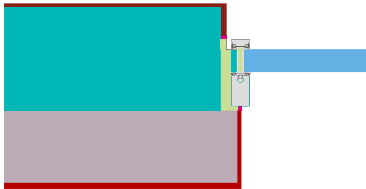
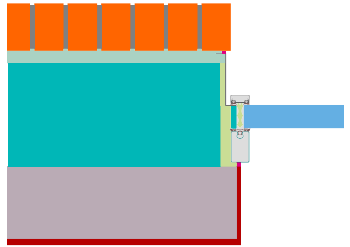
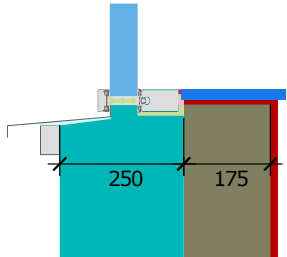
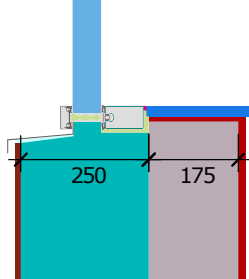
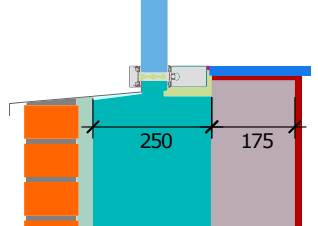
The Passive House Institute has defined international component criteria for seven climate zones. In principle, components that have been certified for climate zones with higher thermal requirements may also be used in climates with less stringent requirements. In a particular climate zone it may make sense to use a component of a higher thermal quality which has been certified for a climate zone with more stringent requirements.

Further information relating to certification can be found on www.passivehouse.com and passipedia.org.

Frame values		Frame width b_f mm	U -value frame U_f ¹ W/(m ² · K)	Ψ -glazing edge Ψ_g W/(m · K)	Temp. Factor $f_{Rsi=0.25}$ [-]
Mullion fixed	(OM1) 	45	0.89	0.032	0.80
Transom fixed	(OT1) 	45	0.89	0.032	0.80
Transom 1 casement	(1T1) 	106	1.99	0.028	0.73
Bottom fixed	(FB1) 	45	0.89	0.031	0.80
Top fixed	(FH1) 	45	0.89	0.031	0.80
Lateral fixed	(FJ1) 	45	0.89	0.031	0.80
Spacer: SWISSPACER Ultimate			Secondary seal: Polysulfide		

Thermal glass carrier bridge ² $\chi_{GT} = 0.024$ W/K

Validated installations

Ventilated facade (fixed glazing)		Exterior insulation and finishing system (EIFS) (fixed glazed)		Cavity wall (fixed glazing)	
$U_{Wall} = 0.13$ W/(m ² · K)		$U_{Wall} = 0.13$ W/(m ² · K)		$U_{Wall} = 0.13$ W/(m ² · K)	
					
					
$\Psi_{install}$	W/(m · K)	$\Psi_{install}$	W/(m · K)	$\Psi_{install}$	W/(m · K)
Top	0.017	Top	0.016	Top	0.016
Left	0.017	Left	0.016	Left	0.016
Right	0.017	Right	0.016	Right	0.016
Bottom	0.015	Bottom	0.015	Bottom	0.016
$U_{W, installed} = 0.83$ W/(m ² · K)		$U_{W, installed} = 0.83$ W/(m ² · K)		$U_{W, installed} = 0.83$ W/(m ² · K)	

¹ Includes $\Delta U = 0.30$ W/(m² · K). Determined through 3D FEM simulation

² Determined through 3D FEM simulation . Glass carrier type : Stainless Steel

